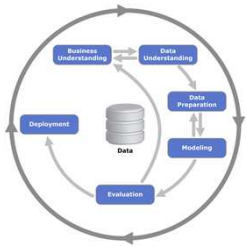


Earned Value EZ

(Historical Status drives Future Forecast)





Requirements Development Management
(RDM) for

Business Data

Analytics

(The Language of Data)

Requirements Agenda

Business Data Analytics "The Language of Data"

01-FOUNDATION

- **LAB-Introductions (Name, Job Title, Objectives)**
- Dashboards and Robots (Data Mining & Machine Learning)
- Requirements and Testing (Four Quadrants)
- What are Structured Language Requirements? (Structured English and Structured Query Language)
- Why Should You Care? (Primary Source of Project Problems)
- How Do They Work? (Discreet Intellectual Property Inventory)
- Types of Requirements (Product, Project, DATA)
- Natural Language Processing (Morphology, Semantics, Syntax and Linguistics)
- OMG-SBVR (Semantics of Business Vocabulary & Rules)
- IEEE-EARS (Easy Approach to Requirements Syntax)
- INCOSE (Rules for Writing Requirements) & QVscribe
- Waterfall and Agile (Assembly Methods)

02-ELICIT

- **LAB-Vision/Scope (Seek to Understand)**

Elicitation Techniques:

- Document Analysis (Low Hanging Fruit)
- Interface Analysis (Navigation & Functionality)
- Benchmarking (Actual Data)
- Brainstorming (Every Idea is a Good Idea until it becomes a Bad Idea)
- Prototyping (Minimum Viable Product)
- Reverse Engineering (Begin with the End in Mind)
- Interview (Thinking Questions)
- Workshop (Group Interviews)
- Observation (What do you See?)
- Survey Questionnaire (Paper equals proof)

03-ANALYZE

- What are Models? (Pictures of Language)
- **LAB-The Language of Modeling (GIVEN pre WHEN process THEN output-result)**
- Types of Models (Context-Structure, Usage, Data Behavior, Process Flow)
- Context-Structure (Vision, Roadmap, Scope WBS)
- Usage (EPIC, UseCase, UserStory, Feature)
- Data Behavior (ERD, JOIN-Denormalization, Star Schema, Dimensional OLAP, Dashboard, Intelligence)
- Data Behavior (Data Dictionary, DataFlow, Data Structure Instance, Data Element Attribute, Data Store)
- Data Behavior (Process Logic, Business Rules)
- Process Flow (Swimlane)

04-DOCUMENT

- Categorization, Organization, Documentation, Integration, Automation
- Making Documents Easy to Read (Fonts & Navigation)
- Document Types (BRD, TRD)
- **LAB-Business Requirement Document (Concept of Operation)**
- Technical Requirement Document (System Specification)

05-VALIDATE

- Validation thru Triangulation (Prep Drills)
- Traceability (Project Unique Identifier)
- Requirements Baseline (ROM Estimate, Planning Estimate, Definitive Estimate)
- **LAB-Estimating Story Points (Complexity and Risk)**
- Lessons Learned (Course Wrap-Up)

Project Management Agenda

Business Data Analytics “The Language of Data”

- FOUNDATION**
- **LAB-Introductions (Name, Job Title, Objectives)**
 - Dashboards and Robots (Data Mining & Machine Learning)
 - Requirements and Testing (Four Quadrants)
 - What are Structured Language Requirements? (Structured English and Structured Query Language)
 - Why Should You Care? (Primary Source of Project Problems)
 - How Do They Work? (Discreet Intellectual Property Inventory)
 - Types of Requirements (Product, Project, DATA)
 - Natural Language Processing (Morphology, Semantics, Syntax and Linguistics)
 - OMG-SBVR (Semantics of Business Vocabulary & Rules)
 - IEEE-EARS (Easy Approach to Requirements Syntax)
 - INCOSE (Rules for Writing Requirements) & QVscribe
 - Waterfall and Agile (Assembly Methods)
 - About PowerBI (Business Intelligence)

- ENVISION (Initiate)**
- 01-Understand the Business Need**
- **Determine BUSINESS OBJECTIVES**
 - Background
 - Business Objectives
 - Success Criteria
 - **Assess SITUATION**
 - Inventory of Resources
 - Requirements, Assumptions, and Constraints
 - Risks and Contingencies
 - Terminology
 - Costs and Benefits
 - **LAB-Charter Vision**
- PLAN (Increment Zero)**
- 02-Understand the Data**
- **Collect INITIAL DATA**
 - Data Collection Notes
 - **Describe DATA**
 - Data Description Notes
 - **Explore DATA**
 - Data Exploration Notes
 - **Verify DATA QUALITY**
 - Data Quality Notes
 - **LAB-WBS Roadmap**

- DEVELOP (Execute)**
- 03-Prepare the Data**
- **Select DATA**
 - Rationale for Inclusion/Exclusion
 - **Clean DATA**
 - Data Cleaning Notes
 - **Construct DATA**
 - Derived Attributes
 - Generated Records
 - **Integrate DATA**
 - Merged Data
 - **Format DATA**
 - Reformatted Data
 - **LAB-Duration Story Points**
- 04-Model the Data**
- **Select MODELING TECHNIQUES**
 - Modeling Technique
 - Modeling Assumptions
 - **Generate TEST DESIGN**
 - Test Design
 - **Build MODEL**
 - Parameter Settings Model
 - Model Description
 - **Assess MODEL**
 - Model Assessment
 - Revised Parameter Settings
 - **LAB-Risks & Release Schedule**

- STABILIZE (Control)**
- 05-Evaluate the Data**
- **Evaluate RESULTS**
 - Assess the Results against the Business Success Criteria
 - **Review PROCESS**
 - Review of Process
 - **Determine NEXT STEPS**
 - List Possible Actions
 - Decision
 - **LAB-One Page Project Manager (OPPM)**
- DEPLOY (Close)**
- 06-Deploy the Solution**
- **Plan DEPLOYMENT**
 - Deployment Plan
 - **Plan MONITORING & MAINTENANCE**
 - Monitoring & Maintenance Plan
 - **Produce FINAL REPORT**
 - Final Report
 - Final Presentation
 - **Review PROJECT PLAN**
 - Experience Documentation
 - **LAB-Lessons Learned (Train the Trainer)**

Software Workflow Huge
Integration + Automation = Profits

Click on a Scriptable Application to learn more.

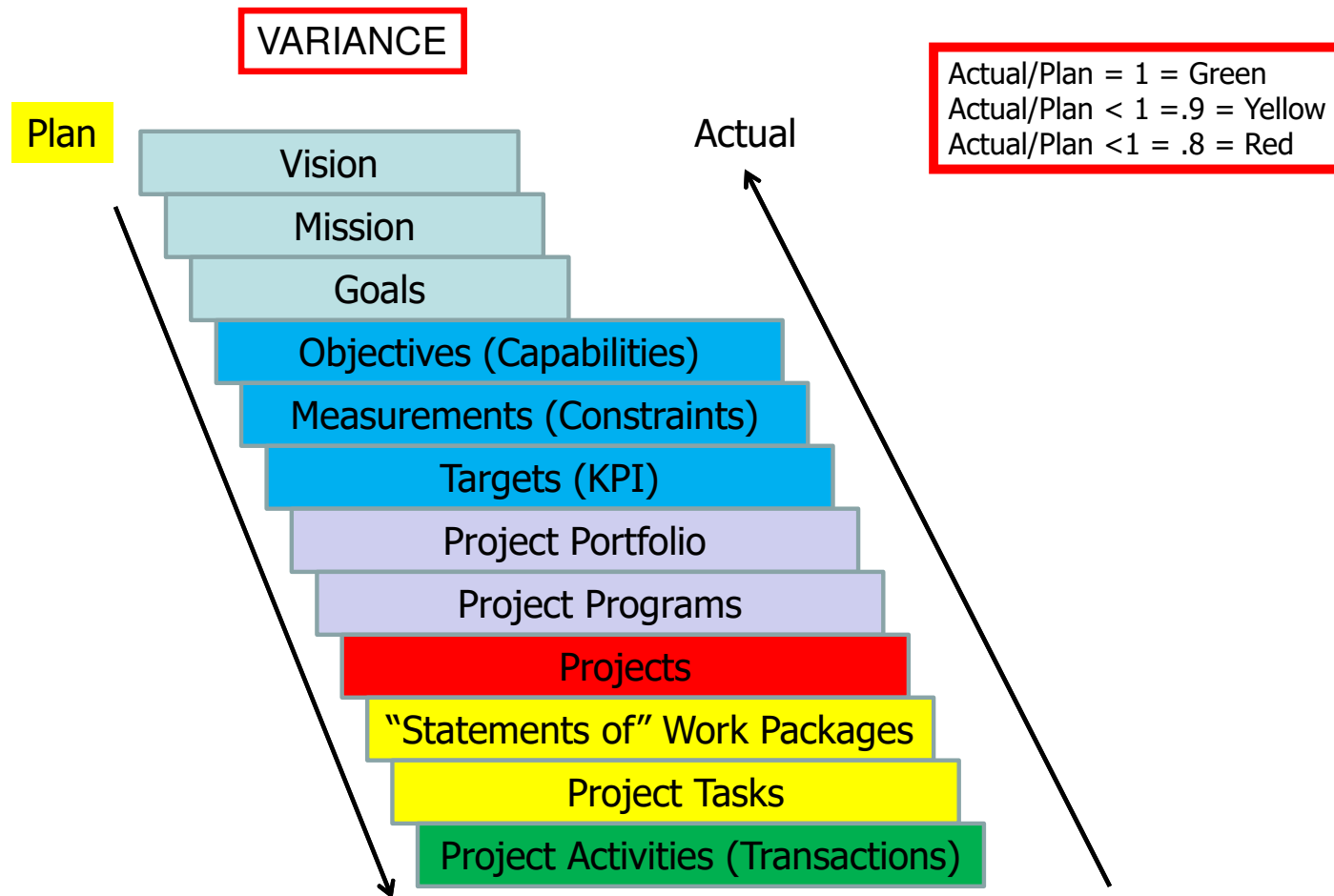
AppleScript	Extensis Portfolio	MS Excel	Adobe Acrobat	Roxio Toast	Powerfile MediaFinder	Palm	VSE BeFound				
Virtual PC	Internet Explorer	Now Up to Date	MacProject	Graphic Converter	FileMaker	Now Contact	FunnelWeb				
Adobe Photoshop	Userland Frontier	Click on a Scriptable Application to learn more.				Netscape Navigator	Norton DiskDoctor				
Quark Xpress	DeBabelizer					Scripter	FastTrack				
Macromedia FireWorks	LetterRip					Deneba Canvas	Virex				
MS Exchange	Dantz Retrospect	Cleaner Pro	FlightCheck	Script Debugger	MS Project	Stuffit Expander	AccountEdge	CD Finder	Quokeys	Canto Cumulus	Macromedia DreamWeaver
Sherlock	FinalCut Pro	QuickTime	BeMail	FindIt	InDesign	Timbuktu	Finder				

Overview "Seek to Understand"

- **Setup** (Budget at Completion, Planned Value, Earned Value, Actual Cost)
- **Status** (Schedule Performance Indicator, Cost Performance Indicator)
- **Forecast** (Estimate at Completion Duration, Estimate at Completion Budget)

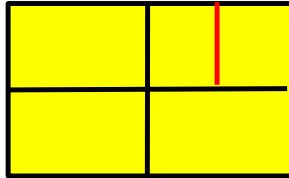


Variance Analysis > Business Hierarchy



Earned Value Analysis EZ = VARIANCE ANALYSIS

Setup



1. BACd = 4 Days

Actual/Plan = 1 = Green
Actual/Plan < 1 = .9 = Yellow
Actual/Plan < 1 = .8 = Red

1. BAC\$ = \$1000

2. PV = \$500

3. EV = \$375

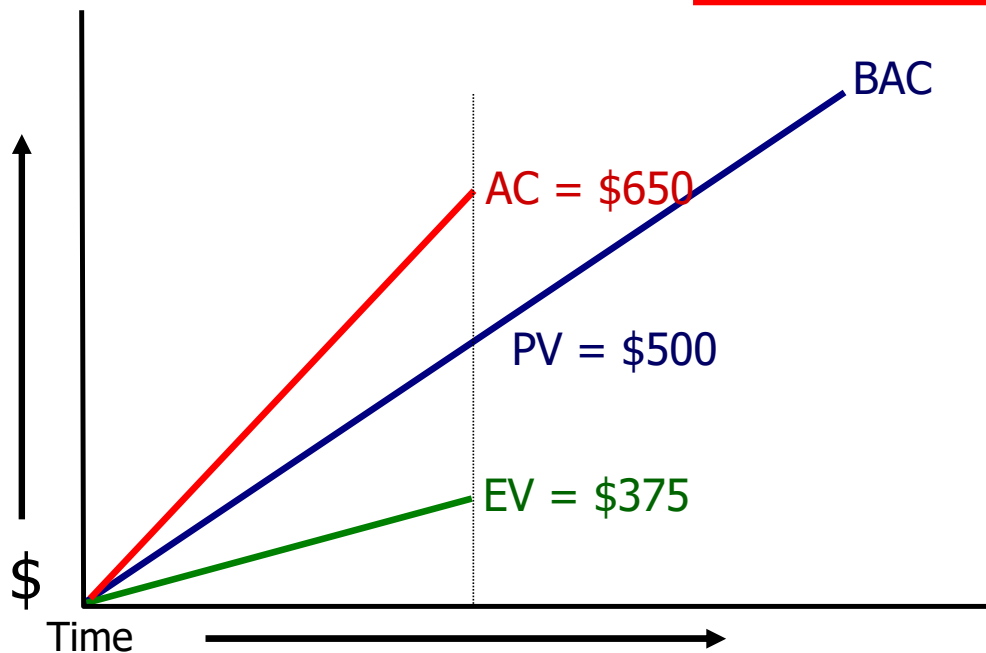
4. AC = \$650

5. SPI = EV/PV = \$375/\$500 = .75

6. CPI = EV/AC = 375/650 = .58

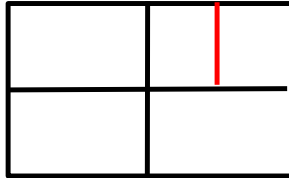
7. EACd = BAC/SPI = 5.33 days

8. EAC\$ = BAC/CPI = \$1,724



Earned Value Analysis EZ = VARIANCE ANALYSIS

Status



1. BACd = 4 Days

Actual/Plan = 1 = Green
Actual/Plan < 1 = .9 = Yellow
Actual/Plan < 1 = .8 = Red

1. BAC\$ = \$1000

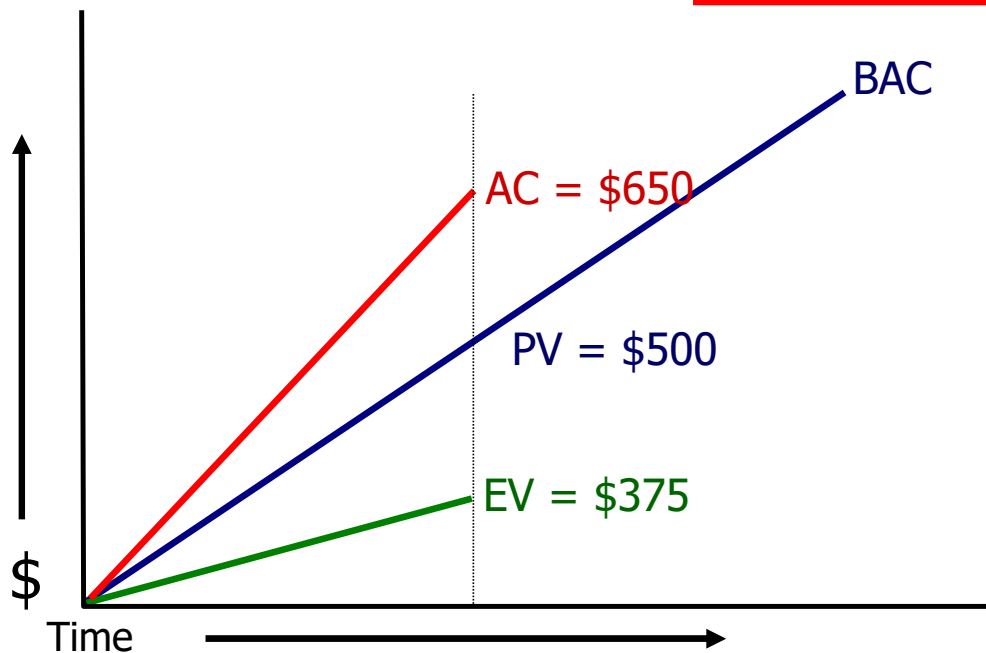
2. PV = \$500

3. EV = \$375

4. AC = \$650

5. $SPI = EV/PV = \$375/\$500 = .75$

6. $CPI = EV/AC = 375/650 = .58$

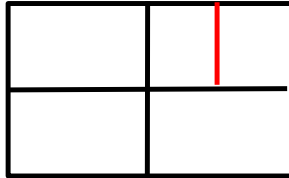


7. $EACd = BAC/SPI = 5.33$ days

8. $EAC\$ = BAC/CPI = \$1,724$

Earned Value Analysis EZ = VARIANCE ANALYSIS

Forecast



1. BACd = 4 Days

Actual/Plan = 1 = Green
Actual/Plan < 1 = .9 = Yellow
Actual/Plan < 1 = .8 = Red

1. BAC\$ = \$1000

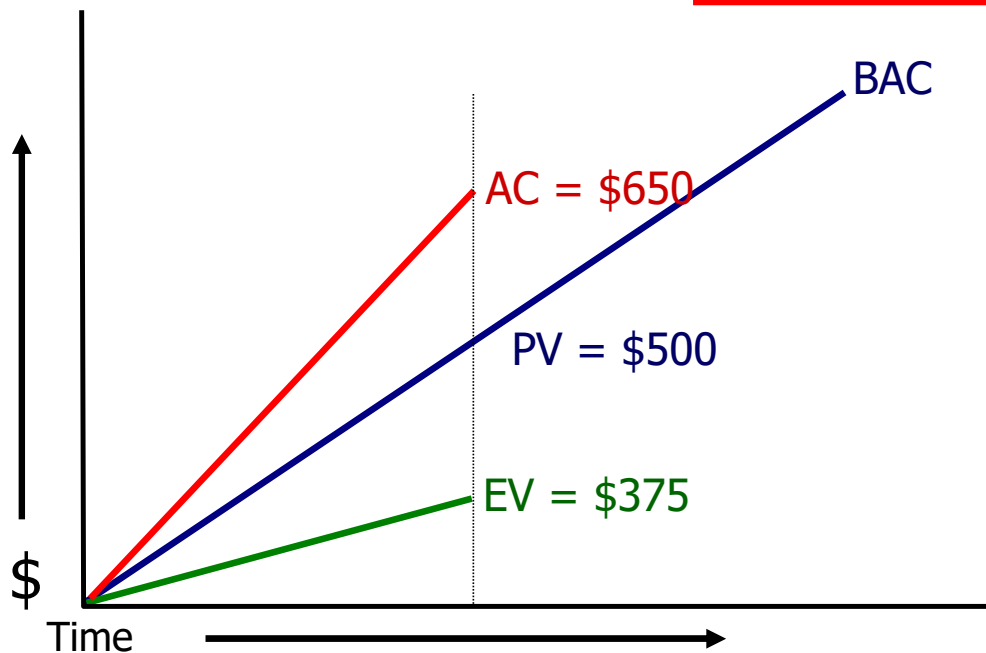
2. PV = \$500

3. EV = \$375

4. AC = \$650

5. SPI = EV/PV = \$375/\$500 = .75

6. CPI = EV/AC = 375/650 = .58



7. EACd = BAC/SPI = 5.33 days

8. EAC\$ = BAC/CPI = \$1,724

Summary "Train the Trainer"

- **Setup** (Budget at Completion, Planned Value, Earned Value, Actual Cost)
- **Status** (Schedule Performance Indicator, Cost Performance Indicator)
- **Forecast** (Estimate at Completion Duration, Estimate at Completion Budget)



Let's stay in contact with each other...

Let's stay in contact:

Richard Frederick, PMP

214-755-7035 (text or talk)

Rfrederick.pmp@gmail.com

www.meetup.com/tampa-bay-IIBA/

www.linkedin.com/in/rfrederick

meetings.hubspot.com/rfrederick-pmp